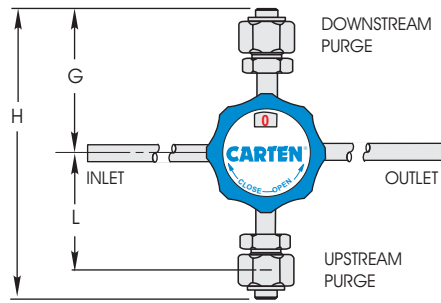
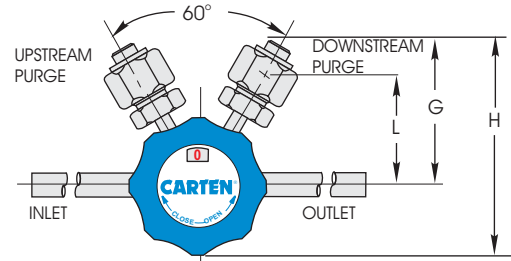
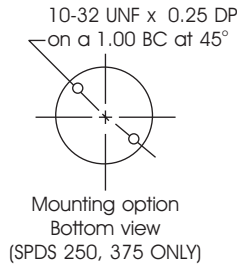
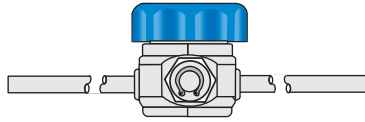


SPDS and SPDST SERIES - Valve Dimensions (1/4" To 3/4")

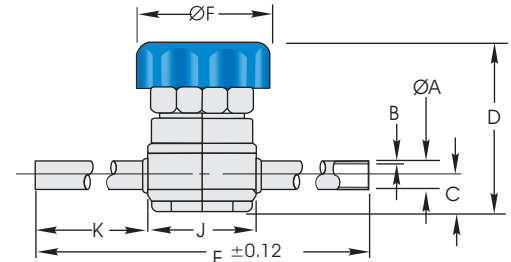
SPDS CONFIGURATIONS



SPDS 250 & 375 - PC2

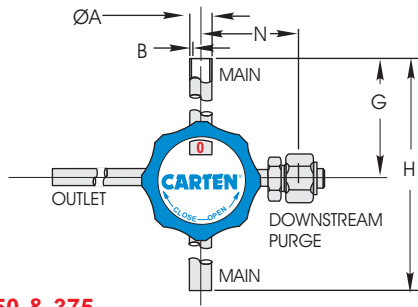


SPDS 500 & 750 - PC2

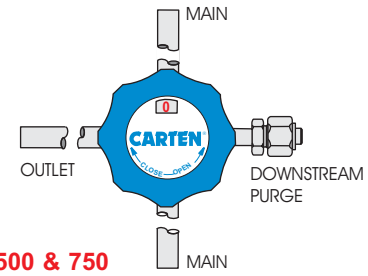
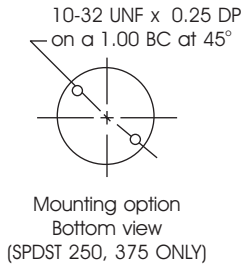
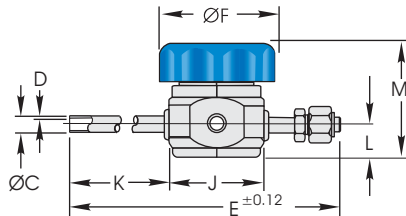


CAT. NO.	A*	B*	C	D	E	F	G	H	J	K	L	Weight Approx.
SPDS 250	0.250	0.035	0.500 (12.7mm)	2.22 (56.4mm)	7.34 (186.4mm)	2.00 (50.8mm)	2.37 (60.2mm)	3.87 (98.3mm)	1.27 (32.3mm)	3.03 (77.0mm)	1.94 (49.3mm)	1 Lb 0.5 Kg
SPDS 375	0.375	0.035	0.500 (12.7mm)	2.22 (56.4mm)	7.34 (186.4mm)	2.00 (50.8mm)	2.37 (60.2mm)	3.87 (98.3mm)	1.27 (32.3mm)	3.03 (77.0mm)	1.94 (49.3mm)	1 Lb 0.5 Kg
SPDS 500	0.500	0.049	0.463 (11.8mm)	2.84 (72.1mm)	8.08 (205.2mm)	2.50 (63.5mm)	2.47 (62.7mm)	3.72 (94.5mm)	2.00 (50.8mm)	3.04 (77.2mm)	2.01 (51.1mm)	1.5 Lb 0.8 Kg
SPDS 750	0.750	0.065	0.463 (11.8mm)	2.84 (72.1mm)	10.06 (255.5mm)	2.50 (63.5mm)	2.47 (62.7mm)	3.72 (94.5mm)	2.00 (50.8mm)	4.03 (102.4mm)	2.01 (51.1mm)	1.6 Lb 0.8Kg

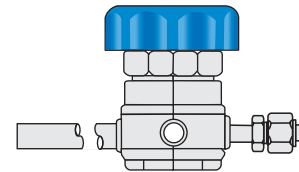
SPDST CONFIGURATIONS



SPDST 250 & 375



SPDST 500 & 750



Catalog Number	A*	B*	C*	D*	E	F	G	H	J	K	L	M	N	Weight Approx.
SPDST 250x035-250x035	0.250	0.035	0.250	0.035	6.07 (154.2mm)	2.00 (50.8mm)	3.67 (93.2mm)	7.34 (186.4mm)	1.27 (32.6mm)	3.03 (77.0mm)	0.500 (12.7mm)	2.22 (56.4mm)	1.94 (49.3mm)	1 LB 0.5Kg
SPDST 375x035-375x035	0.375	0.035	0.375	0.035	6.07 (154.2mm)	2.00 (50.8mm)	3.67 (93.2mm)	7.34 (186.4mm)	1.27 (32.6mm)	3.03 (77.0mm)	0.500 (12.7mm)	2.22 (56.4mm)	1.94 (49.3mm)	1 LB 0.5 Kg
SPDST 500x049-375x035	0.500	0.049	0.375	0.035	6.81 (173.0mm)	2.50 (63.5mm)	4.04 (102.6mm)	8.08 (205.2mm)	2.00 (50.8mm)	3.04 (77.2mm)	0.463 (11.8mm)	2.84 (72.1mm)	2.30 (58.4mm)	1.5 LB 0.8 Kg
SPDST 500x049-500x049	0.500	0.049	0.500	0.049	6.81 (173.0mm)	2.50 (63.5mm)	4.04 (102.6mm)	8.08 (205.2mm)	2.00 (50.8mm)	3.04 (77.2mm)	0.463 (11.8mm)	2.84 (72.1mm)	2.30 (58.4mm)	1.5 Lb 0.8 Kg
SPDST 750x065-500x049	0.750	0.065	0.500	0.049	6.81 (173.0mm)	2.50 (63.5mm)	5.03 (127.8mm)	10.06 (255.5mm)	2.00 (50.8mm)	3.04 (77.2mm)	0.463 (11.8mm)	2.84 (72.1mm)	2.30 (58.4mm)	1.6 Lb 0.8 Kg

*Metric tube sizes and wall thicknesses are available on request.

NOTE 1: All tolerances are ±0.06 in. unless otherwise stated

NOTE 2: Dimensional drawings shown are for reference only. Please contact the manufacturer for customer drawings showing updated dimensions.

REV. 99-1